






-  WATALONG RELEASE
-  EXISTING RESIDENTIAL
-  LAND SALES OFFICE
-  PROPOSED SEWER
-  PROPOSED RETAINING WALL

(A) - EASEMENT TO DRAIN WATER 1.5 WIDE
 (B) - RESTRICTION AS TO USER 0.7 WIDE
 ALL AREAS, DIMENSIONS AND EASEMENTS ARE SUBJECT TO FINAL SURVEY
 GENERAL RESTRICTIONS ON THE USE OF LAND AFFECTS ALL LOTS

CONTACT: Victoria Braxton-Meadows ☎ 1300 292 333 ✉ land@brushcreek.com.au